




How to clean & disinfect Computers & Electronics





1  Select an appropriate Maxim disinfectant that works effectively on hard, non-porous surfaces.


2  Put on your safety glasses and gloves.

3  Do NOT apply product directly to surfaces of electronic devices.

4  Apply the disinfectant onto a soft cloth.

5  Gently wipe the surfaces of electronic devices such as computers, tablet screens, computer mice and keyboards.

6  Allow surface to remain wet. See product label instructions for appropriate dwell time.

7  Wipe dry with a clean cloth or allow to air dry.



Recommended:
**Maxim's
Germicidal Cleaner**

Read all product instructions carefully for proper use and maximum effectiveness.